

Fixed Magnitude Mismatch

Electronic Line Stretcher



ELS-950

400 to 950 MHz

Maximum Ratings

Operating Temperature	0°C to 50°C
Storage Temperature	-40°C to 100°C
RF Input Power	13 dBm
Control Voltage	0.5V to 30V

Pin Configuration

RF IN	1
MONITOR OUT	2
CONTROL	3

Features

- over 360° phase shift of the reflected signal
- normalized and stable magnitude of the reflected signal
- voltage controlled for automated applications
- patent pending

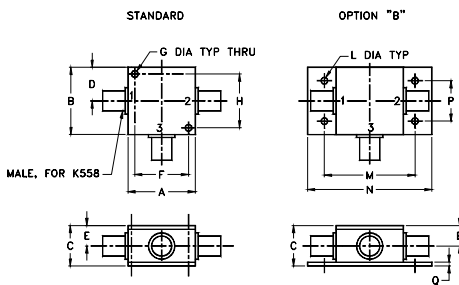
Applications

- automated load-pull measurement of oscillators



CASE STYLE: K18
CONNECTOR: SMA FEMALE
PRICE: \$149.95 ea.
QTY.: (1-9)

Outline Drawing



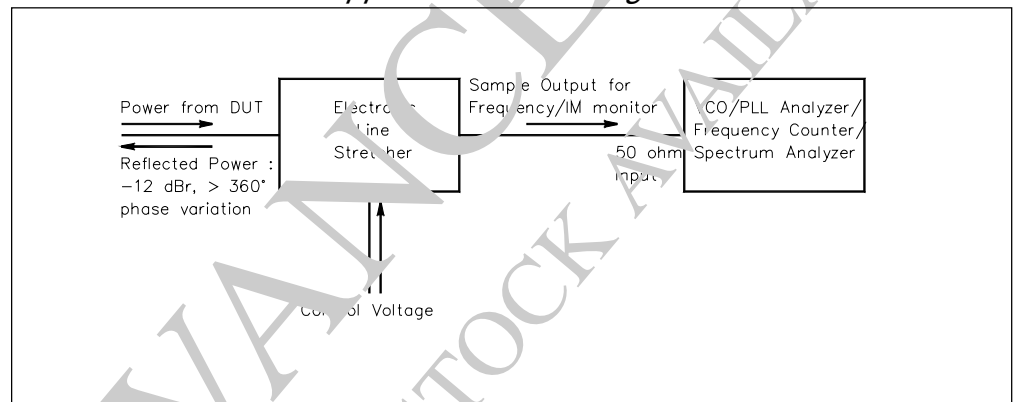
Outline Dimensions (inch/mm)

A	B	C	D	E	F	G	H
1.25	1.25	.75	.63	.38	1.000	.125	1.000
31.75	31.75	19.05	16.00	9.65	25.40	3.18	25.40
J	K	L	M	N	P	Q	wt.
—	—	.125	1.688	2.18	.75	.07	grams
—	—	3.18	42.88	55.37	19.05	1.78	70.0

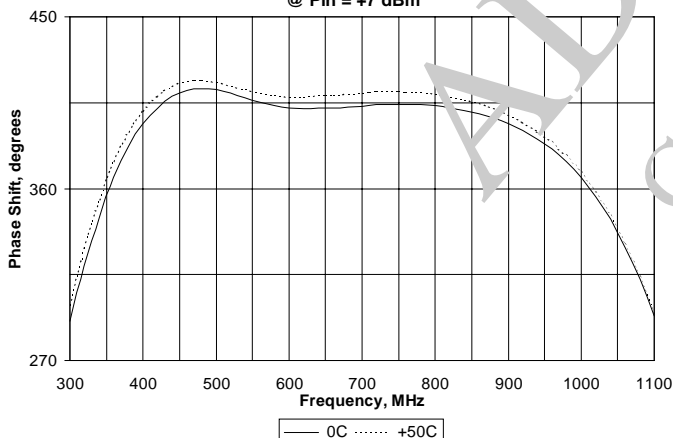
Electrical Specifications

FREQUENCY RANGE (MHz) f_L - f_U	INPUT POWER (dBm) Max.	PHASE RANGE (Degrees)		RETURN LOSS (dB) Typ.	CONTROL VOLTAGE (V)
		Min.	Max.		
400-950	10	360		10-12	0.5-25

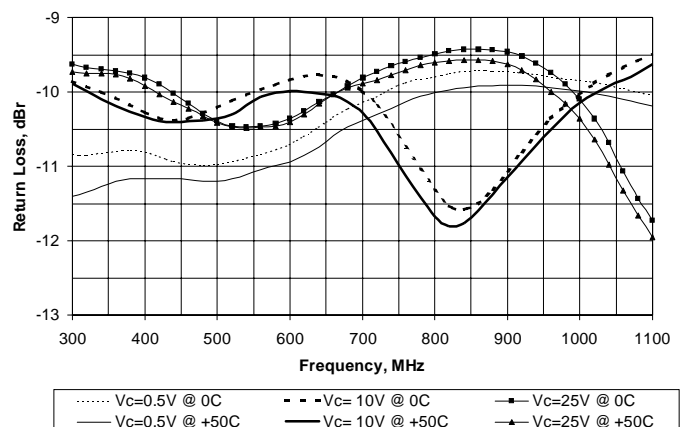
Application Block Diagram



Maximum Phase Shift vs Frequency at temperature extremes @ Pin = +7 dBm



Return Loss vs Frequency at temperature extremes @ Pin = +7 dBm



Distribution Centers NORTH AMERICA 800-654-7949 • 417-335-5935 • Fax 417-335-5945 • EUROPE 44-1252-835094 • Fax 44-1252-837010

INTERNET <http://www.minicircuits.com>

ISO 9001 CERTIFIED

REV. OR
M71878
ED-8429/1
ELS-950
MM/EZ/CP
000509